



كلية الإدارة والاقتصاد
College of Business and Economics
QATAR UNIVERSITY جامعة قطر



AACSB
ACCREDITED

Public Disclosure of CBE Performance (2018-2019)



CBE Vision

To be the regional first choice of students and scholars in business and economics and to enhance the sustainable socio-economic development of the State of Qatar.

CBE Mission

As the premier College of Business and Economics in the State of Qatar, we are committed to offer diverse and high quality business programs that prepare students for successful careers, attract and retain talented faculty committed to excellence in teaching and applied research, and meaningfully impact our community.



WELCOME MESSAGE

The information provided in this report is intended to provide readers with some highlights about the College of Business and Economics (CBE) at Qatar University and its remarkable achievements over the past five years. CBE is the largest provider of business and management education in the State of Qatar and, thus, as of spring 2019, it is home to more than 4,700 students enrolled in six undergraduate majors (Accounting, Economics, Finance, Information Systems, Management, and Marketing) and four graduate degrees (Master of Accounting, Master of Business Administration, Master of Science in Marketing, and Ph.D. in Business Administration). All of the CBE programs are accredited by the Association to Advance Collegiate Schools of Business (AACSB), which is founded in 1916, and is the premier accreditation body for business schools in the world. The CBE takes pride in its diversity of faculty that come from 18 different countries, and its uncompromising focus on excellence. CBE has impressive achievements in 2019 on QS World University Ranking where Accounting and Finance achieved a global subject-ranking of 251-300, Business and Management Studies achieved a global subject-ranking of 401-450, and Economics and Econometrics achieved a global subject-ranking of 451-500. This is a testimony to the “high quality business programs” focus of CBE mission. CBE is undertaking many strategic initiatives that, I am sure, will lead to even more impressive achievements. Enjoy reading the report and please do not hesitate to contact CBE for any inquiries or to schedule a visit.

Prof. Adam Mohamed Ali Fadlalla

Acting Dean of College of Business and Economics

CBE Values

- Innovation – as a path to excellence.
- Commitment – as the self-driving imperative for continuous improvement.
- Engagement – as the manifestation of full involvement with our stakeholders.
- Integrity – as the guidance in all our activities
- Collegiality – as the driver to excel in teaching, research, and service
- Respect – as the bond with which we value diversity and local culture
- Social responsibility – as a guiding principle to promote ethics and welfare of our communities



**We Have Every Reason
to be Proud!**

CBE at Glance



About the College

The College of Business and Economics (CBE) at Qatar University (QU) is a premier educational institution in the state of Qatar that offers undergraduate and graduate degree programs accredited by the Association to Advance Collegiate Schools of Business (AACSB). The College was initially accredited in December 2009, and was last reviewed and reaffirmed in January 2015.

The CBE remains the largest provider of Business education in the State of Qatar and the second largest college at QU in terms of number of students. CBE student population reached 4,713 during the academic year 2018-2019, representing 22 percent of QU's total student population (21,474). Find more about CBE in the following sections.

Our Programs

The College of Business and Economics offers ten AACSB accredited programs.

Bachelor of Business Administration (BBA)	Required Credit Hours
Accounting	125
Finance	
Economics	
Information Systems	
Marketing	
Management	
Masters	
Master of Accounting (MAC)	30
Master of Business Administration (MBA)	36 for students with Business background 48 for Non-Business background students
Master of Science in Marketing (M.Sc. MAKT)	30
Doctorate	
Ph.D. in Business Administration in five areas of specialization: accounting, management information systems, finance, management, and marketing	60

Points of Pride

- Six undergraduate majors, eight minors, four graduate programs including a Ph.D. in Business Administration with five areas of specialization.
- The primary (and in some cases, the only) provider of business education in the country.
- CBE is the first in the region to offer 4+1 Accounting Program where outstanding students who enroll in the program can complete both their bachelor's and master's degrees in accounting within five years in both applied and research paths.
- AACSB accreditation for all CBE degree programs; the first AACSB-Accredited Arabic language business program in the world; and, being the AACSB Arabic language translation hub.

- Impressive achievements on QS global subject-ranking for 2019: the Accounting and Finance achieved 251-300, Business and Management Studies achieved 401-450, and Economics and Econometrics achieved 451-500. A testimony to the “high quality business programs” focus of CBE mission.
- ACCA and Australian CPA accreditation and IMA quality endorsement for the Accounting Program.
- CFA Institute affiliation status for the Finance Program.
- 100+ full-time faculty members (99% with Ph.Ds.) dedicated to teaching, research, and service.
- CBE is proud to be part of Qatar University successes in:
 - Impressive QS ranking achievements:
 - ✓ Advancing its ranking position from 332 in 2019 to 276 in the Quacquarelli Symonds (QS) World University Rankings 2020, among 1000 top universities in the world.
 - ✓ Ranking 6th in the QS Arab Region University Rankings 2019, among the 120 top universities in the Middle East and North Africa (MENA) and Asia regions (improving by three places on its 2017 performance).
 - ✓ Advancing its ranking position from 36th in 2018 to 31st in the “QS Top 50 Under 50” 2020 ranking, among the world’s leading young universities founded less than 50 years ago.
 - Impressive Times Higher Education (THE) rankings achievements:
 - ✓ Ranking 6th in the 2019 THE Best Universities in the Arab World (MENA), among the 22 universities from the countries who are members of the Arab League.
 - ✓ Ranking 52nd in the 2019 THE Asia University Rankings, among the 400+ top universities from 27 countries in the Asia region.
 - ✓ Advancing its position from 75 in 2017 to 32 in the THE Emerging Economies University Rankings 2019 (being one of the top 442 institutions in the 43 countries included in the ranking).
 - ✓ Ranking among the top 500 universities in the world in the 2020 THE World University Rankings among 1400 institutions from 92 countries.

- ✓ Advancing its ranking position from 101-150 in 2017 to 79 in the 2019 THE Young University Rankings, among 351 institutions from 60 countries that are aged 50 years or under.
- Ranking 41st in the International Diversity Ranking 2019 in the overall Round University Rankings (RUR) list.
- High level of student, faculty, and curricular diversity.
- Many experiential learning opportunities, including mandatory internship, real-money portfolio educational fund, live case competitions, simulations, etc.
- High level of student and Business community engagement and interaction through several opportunities including Executive-in-Resident Program, graduate and undergraduate students engagement in company consulting projects, corporate mentorship program, etc.
- Center for Entrepreneurship (with Business Incubator) including one-to-one coaching, network of fellow entrepreneurs, incubation space, and access to funding. The CBE Center for Entrepreneurship has been spotlighted by AACSB in the Entrepreneurship Spotlight Showcase of 2017 for its unique approaches to fostering and developing entrepreneurial orientation in undergraduate and graduate education, and community engagement.
- The college is home to 6 ministers or ex-ministers as well as 11+ holding position of Chairman, CEO, Director, Managing Director, President, or General Manager of major Qatari corporations.

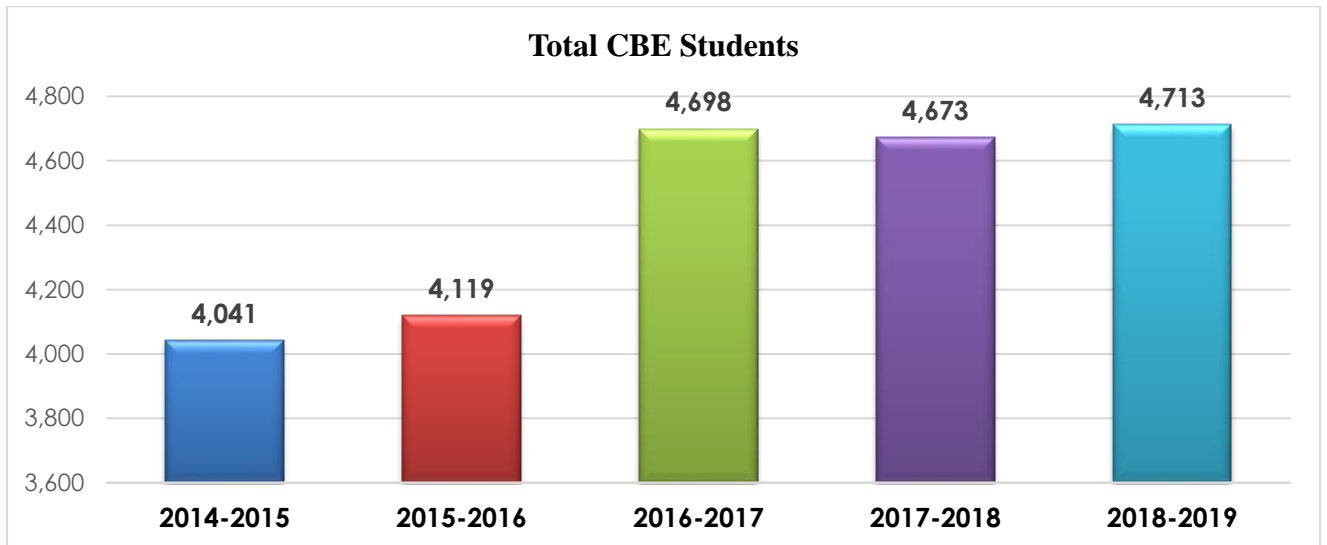
**Our students have Every
Reason to be Proud!**

CBE Students

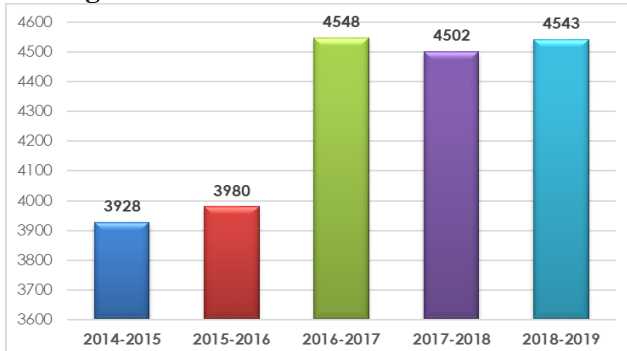


Student Enrollment at the CBE

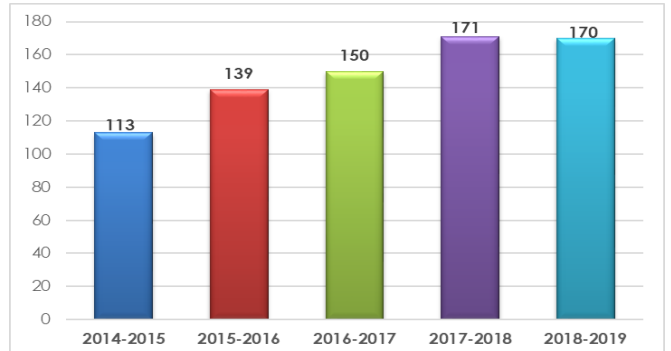
CBE is home to 4,713 students who represent 22 percent of QU's total student population (21,474). Find more about CBE students in the following pages.



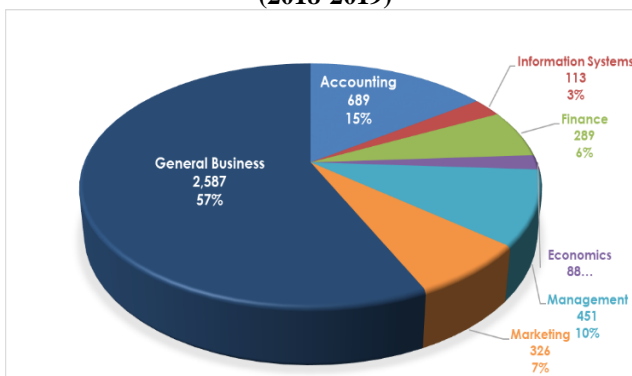
Undergraduate Students Enrollment



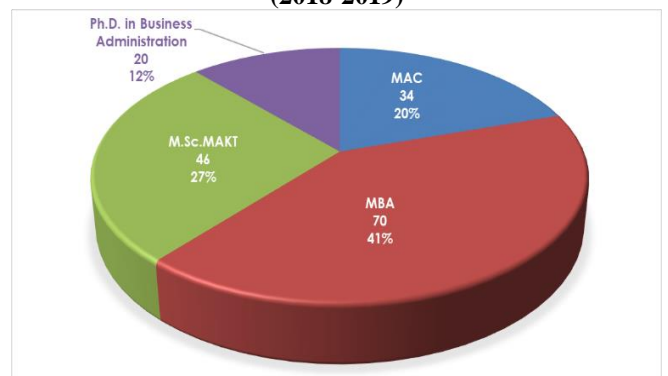
Graduate Students Enrollment



Distribution of undergraduate students by programs (2018-2019)



Distribution of graduate students by degree programs (2018-2019)



CBE Student Population 2014-2015 to 2018-2019 by Major and Degree Level

Student Statistics	2014-2015	2015-2016	2016-2017	2017-2018	2018-2019
Accounting	486	606	632	577	689
Management Information Systems	0	43	74	77	113
Finance	271	321	312	266	289
Economics	46	75	106	107	88
Management	375	484	554	473	451
Marketing	272	411	459	395	326
General Business Administration (non-declared major)	2478	2040	2411	2607	2,587
Total Undergraduate Students	3,928	3,980	4,548	4,502	4,543
Master of Accounting (MAC)	35	35	31	30	34
Master of Business Administration	78	80	73	81	70
Master of Science in Marketing	0	24	38	46	46
Ph.D. in Business Administration	0	0	8	14	20
Total Graduate Students	113	139	150	171	170
Total	4,041	4,119	4,698	4,673	4,713

Source: QU Book of Trends – Spring 2019

Student Graduation

Degree awarded	2014-2015	2015-2016	2016-2017	2017-2018	2018-2019*
Undergraduate level	269	471	813	748	738
Masters	36	31	26	61	27
Doctorate	0	0	0	0	0
Total	305	502	839	809	765

Source: QU Book of Trends - Spring 2019

* Source: Cognos system (QU OIPD). This is preliminary data; the final data will be available and published in QU Book of Trend during fall 2019

Student Retention and Graduation

	2013-2014	2014-2015	2015-2016	2016-2017	2017-2018
Undergraduate					
Retention	75%	83%	82%	85%	85%
Cohort (Fall)	2013	2014	2015	2016	2017
Cohort size	712	612	528	688	525
Graduation (within 4 years)	44.70%	17.7%	17%	17.3%	30.1%
Cohort (Fall)	2011	2012	2013	2014	2015
Cohort size	237	1412	712	612	528

	2013-2014	2014-2015	2015-2016	2016-2017	2017-2018
Masters					
Retention	65.50%	59.60%	79.20%	56.9%	67.7
Cohort (Fall)	2013	2014	2015	2016	2017
Cohort size	55	47	77	51	62
Graduation rate (within 2 years)	27.30%	25.50%	16.9%	17.6%	9.7%
Cohort (Fall)	2013	2014	2015	2016	2017
Cohort size	55	47	77	51	62
Graduation rate (within 3 years)	62.80%	54.50%	44.7%	63.6%	41.2%
Cohort (Fall)	2012	2013	2014	2015	2016
Cohort size	43	55	47	77	51
Ph.D.					
Retention	0	0	0	78%	100%
Cohort (Fall)	0	0	0	2016	2017
Cohort size	0	0	0	9	6
Graduation rate (within 4 years)	0	0	0	0	0
Cohort (Fall)	0	0	0	0	0
Cohort size	0	0	0	0	0

Source: Cognos

* Data will be available October 2019

Certification or Licensure Exam Results

Student performance on professional examination (Major Field Test)

A) Arabic Track Students

	2015-2016		2016-2017		2017-2018		2018-2019	
	Fall 2015	Spring 2016	Fall 2016	Spring 2017	Fall 2017	Spring 2018	Fall 2018	Spring 2019
# of students tested	282	123	*	223	322	192	297	256
Score (Mean out of 120)	58	52	*	54	52	51	53	55

* Not conducted due technical issue

B) English Track Students

	2015-2016		2016-2017		2017-2018		2018-2019	
	Fall 2015	Spring 2016	Fall 2016	Spring 2017	Fall 2017	Spring 2018	Fall 2018	Spring 2019
# of students tested	124	158	123	147	122	89	102	99
Score (Mean out of 200)	139	140	137	142	144	143	143	144

Job Placement Outcomes

The table below presents percentage of graduates from under graduate program employed within six months of graduation

2012-2013	2013-2014	2014-2015	2015-2016	2016-2017	2017-2018	2018-2019*
54%	-	41%	-	62.1%	-	*

Source: QU Undergraduate Alumni Survey

* Alumni survey is conducted every other year, the data for 2018-2019 will be available in October 2019

Employment Advancement

I. Percentage of alumni indicated that their postgraduate degree contributed to upgrade of their position or title

2012-2013	2013-2014	2014-2015	2015-2016	2016-2017	2017-2018	2018-2019*
18%	-	76%	-	32%	-	*

Source: QU Graduate Alumni Survey

* Alumni survey is conducted every other year, the data for 2018-2019 will be available in October 2019

II. Percentage of alumni indicated that their postgraduate degree contributed to upgrade of their salary

2012-2013	2013-2014	2014-2015	2015-2016	2016-2017*	2017-2018	2018-2019**
18%	-	57%	-	*	-	**

Source: QU Graduate Alumni Survey

* This information was not available for this academic year.

** Alumni survey is conducted every other year, the data for 2018-2019 will be available in October 2019

Average Class Size

I. Undergraduate Courses

2014-2015		2015-2016		2016-2017		2017-2018*		2018-2019*	
Fall	Spring	Fall	Spring	Fall	Spring	Fall	Spring	Fall	Spring
34.7	34.1	35.1	36.4	37.1	36.4	38.7	37.3	37.5	37.7

Source: QU Fact Book

* Source: Cognos

II. Graduate Courses

a. Masters

2014-2015		2015-2016		2016-2017		2017-2018*		2018-2019*	
Fall	Spring	Fall	Spring	Fall	Spring	Fall	Spring	Fall	Spring
18.3	14.8	20.9	16.1	20	15	15	12	16.6	17.9

Source: Fact Book

* Source: Cognos

b. Ph.D.

2016-2017		2017-2018*		2018-2019*	
Fall	Spring	Fall	Spring	Fall	Spring
8	8	6	6	4.3	7.5

Source: QU Fact Book

* Source: Cognos

Generated Credit Hours

	2014-2015	2015-2016	2016-2017	2017-2018	2018-2019
Undergraduate level	52,176	62,061	67,977	72,336	76,479
Graduate level	1,500	1,857	1,680	1,830	1,992
Master Bridge	0	33	99	141	156
Doctorate	0	0	135	237	219
Total Generated Credit Hours	53,676	63,951	69,891	74,544	78,846

Source: QU Book of Trends - Spring 2019

Points of Pride

2019: A team of CBE students won first place in the National CFA Institute Research Challenge, March 2019 against teams from universities in Qatar, and then won third place at the EMEA Regional level in April 2019 in Zurich, Switzerland against more than 40 teams.

2019: Three students from the CBE received national award of academic achievements by His Highness, Sheikh Tamim Bin Hamad al-Thani during the 12th edition of the Qatar Education Excellence Awards ceremony on January 15th, 2019.

2019: A group of our former CBE students under the supervision of two faculty members won the Academy of Global Business Advancement (AGBA) Young Scholar International Award at the AGBA 2019 conference held in Delhi, India.

2018: A team of CBE students won first place in the National Power of Analytics Business Case Competition, November 2018 against teams from universities in Qatar.

2018: A team of CBE students won the 1st prize at the Annual Quick Startup Weekend Competition at Carnegie Mellon University.

2017: A team of CBE students competed against professionals in the state of Qatar and won The National Lean Startup Competition at Qatar Business Incubation Center.

2017: Teams of CBE students won the “Best Company” award and “Best Marketing Plan” at INJAZ Qatar’s Mubadara Competition

**Our Academics have Every
Reason to be Proud!**

**CBE
Faculty**



CBE Family

The CBE community has diverse, active, and committed faculty who teach with passion, share their expertise with their students and supplement their teaching with instructional activities that enrich the curriculum and provide a unique learning experience and help students progress in their future careers. Find more about CBE family in the following pages.

Number of CBE Faculty (Lecturer, Assistant, Associate, Professor)

	2014-2015	2015-2016	2016-2017	2017-2018	2018-2019
Number of Faculty					
Accounting & Information Systems	28	32	35	34	35
Finance & Economics	37	38	37	36	37
Management & Marketing	35	39	36	36	40
Total CBE	100	109	108	106	112
Number of Teaching Assistants					
Accounting & Information Systems	5	5	6	8	10
Finance & Economics	6	8	10	15	14
Management & Marketing	9	13	14	19	20
Total CBE	20	26	30	42	44
Number of Research Assistants					
Accounting & Information Systems	4	2	2	2	1
Finance & Economics	3	3	2	2	2
Management & Marketing	5	4	2	2	1
Total CBE	12	9	6	6	4

Source: CBE Faculty Directory, spring semesters

Faculty by Rank (Professor, Associate Professor, Assistant Professors, Lecturer)

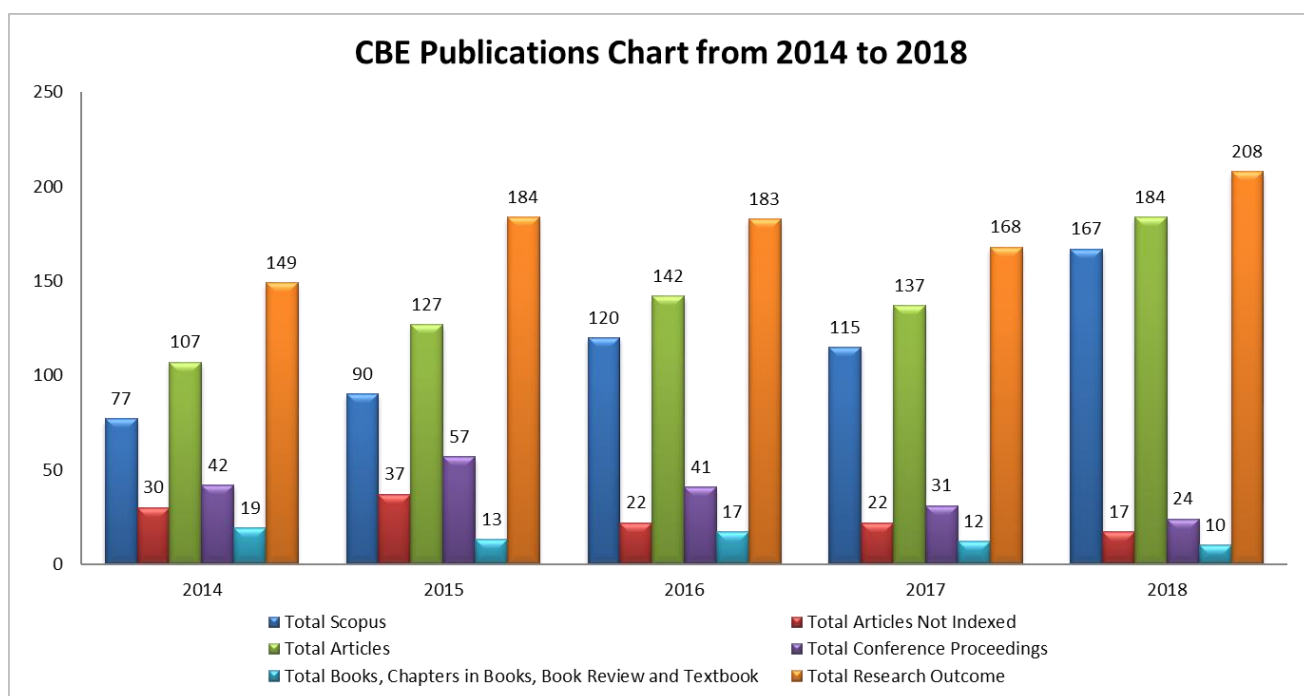
RANK	2014-2015	2015-2016	2016-2017	2017-2018	2018-2019
Professor					
Accounting & Information Systems	3	4	6	6	7
Finance & Economics	5	5	5	7	7
Management & Marketing	4	5	6	7	9
Total CBE	12	14	17	20	23
Associate Professor					
Accounting & Information Systems	2	5	6	8	10
Finance & Economics	7	7	12	14	15
Management & Marketing	10	10	9	11	16
Total CBE	19	22	27	33	41
Assistant Professor					
Accounting & Information Systems	23	23	22	19	17
Finance & Economics	23	24	19	14	14
Management & Marketing	20	23	18	17	13

RANK	2014-2015	2015-2016	2016-2017	2017-2018	2018-2019
Total CBE	66	70	59	50	44
Lecturer					
Accounting & Information Systems	0	0	1	1	1
Finance & Economics	2	2	1	1	1
Management & Marketing	1	1	3	1	2
Total CBE	3	3	5	3	4
Grand Total	100	109	108	106	112

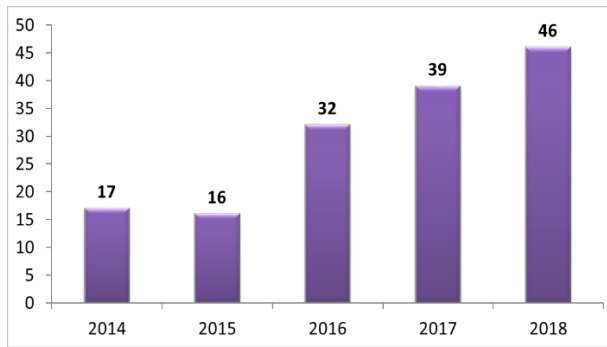
Source: CBE Faculty Directory, spring semesters

Research Productivity

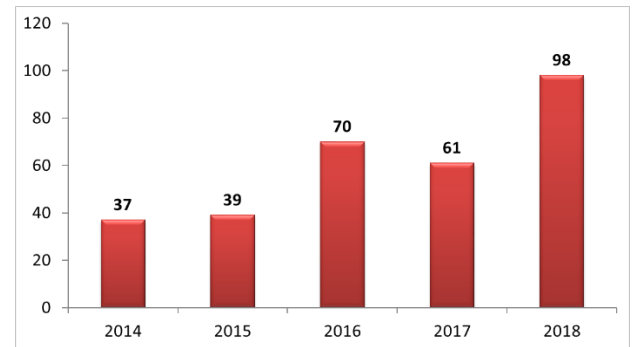
CBE faculty members are actively engaged in scholarly activities and conduct research that addresses local and regional challenges, advances knowledge, and contributes to the needs and aspirations of the Qatari society. More information about CBE research output and quality are available in the following graphs.



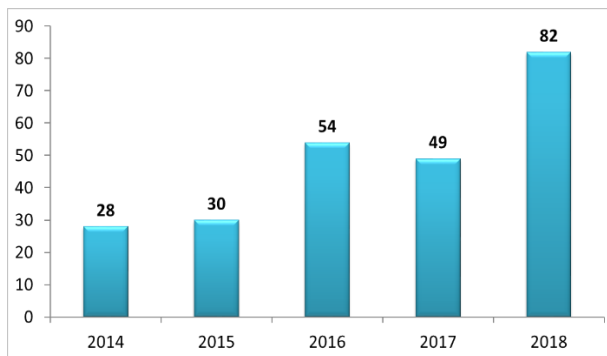
Source: CBE Annual Research Data



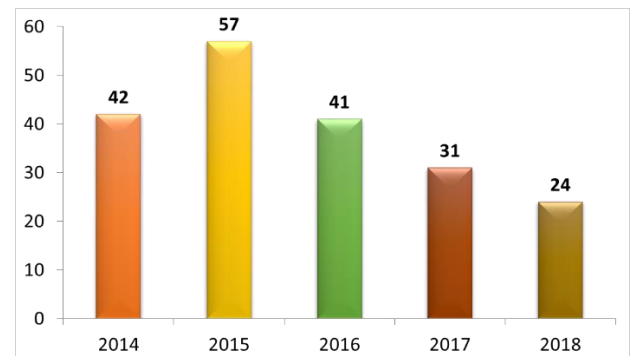
Journal Articles with Impact Factor of 1.0 or Higher



Journal Articles Listed (B or Better) in ABDC



CBE Journal Articles Listed (2 or better) in AGJ (previously ABS)



CBE Proceedings

Points of Pride

2018-2019: A Professor of Accounting from the CBE was recognized for his significant contributions and was, consequently, awarded an honorary doctorate degree in Education from the University of Bradford, UK.

2018-2019: Professor of Accounting from the CBE has been appointed as Vice-Chair of the AACSB Initial Accreditation Committee.

2018-2019: A Professor of Economics from the CBE has been honored by His Highness the Amir of Qatar Sheikh Tamim bin Hamad Al-Thani and awarded Qatar's Appreciative and Incentive State Award in Sciences, Arts and Literature - Economics Category.

2018-2019: A Professor of Information Systems has been appointed as President of the Southwest Decision Sciences Institute (SWDSI)

2018-2019: A Professor of Management has recently received Abdul Hameed Shoman's Award for Arab Researchers in Economic and Administrative Sciences for his research paper on strategic planning and its impact on public administration.

2018-2019: An Associate Professor of Economics received Research Excellence Award at QU Annual Research Forum.

2018-2019: CBE Faculty received three National Priorities Research Program (NPRP) grants from Qatar National Research Fund (QNRF) totaling USD 4,213,4695 on emerging topics such as FinTec and Blockchain. CBE in one of the projects was the sole winner from Qatar University and one of only two awards at the country level.

2017-2018: An Associate Professor of Accounting received QU Outstanding Teaching Award.

2017-2018: A Professor of Management received QU Research Excellence Award- Social Sciences and Humanity Category.

2013-2014: An Assistant Professor of Economics won 1st place in research in the field of Social Sciences, Arts and Humanities at Qatar Foundation Annual Research Conference (ARC13) among 500 accepted posters.

2009: An article written by a CBE Professor of Economics has been cited by a Nobel Prize laureate.