



QCHP

المجلس القطري للتخصصات الصحية
Qatar Council for Healthcare Practitioners

**ADDRESSING AND SUSTAINING
HUMAN CAPITAL DEVELOPMENT
FOR HEALTH THROUGH
PROFESSIONAL DEVELOPMENT IN**

SAMAR ABOULSOUD, MD
QATAR EXECUTIVE OFFICER
QCHP

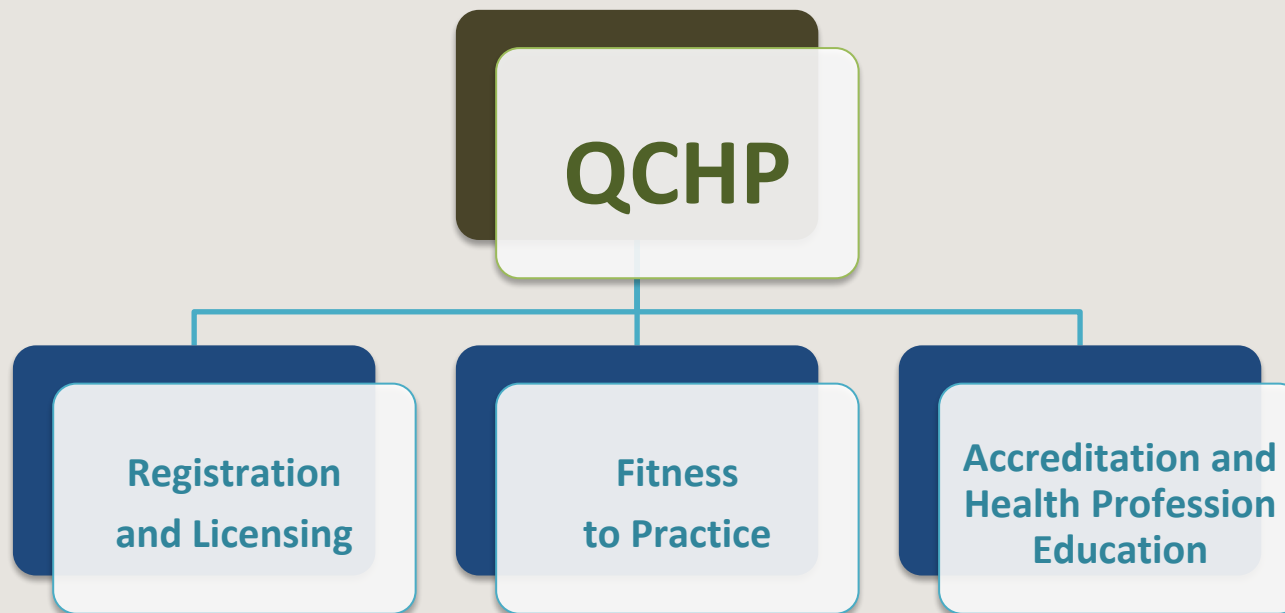


DECLARATION OF CONFLICT OF INTEREST

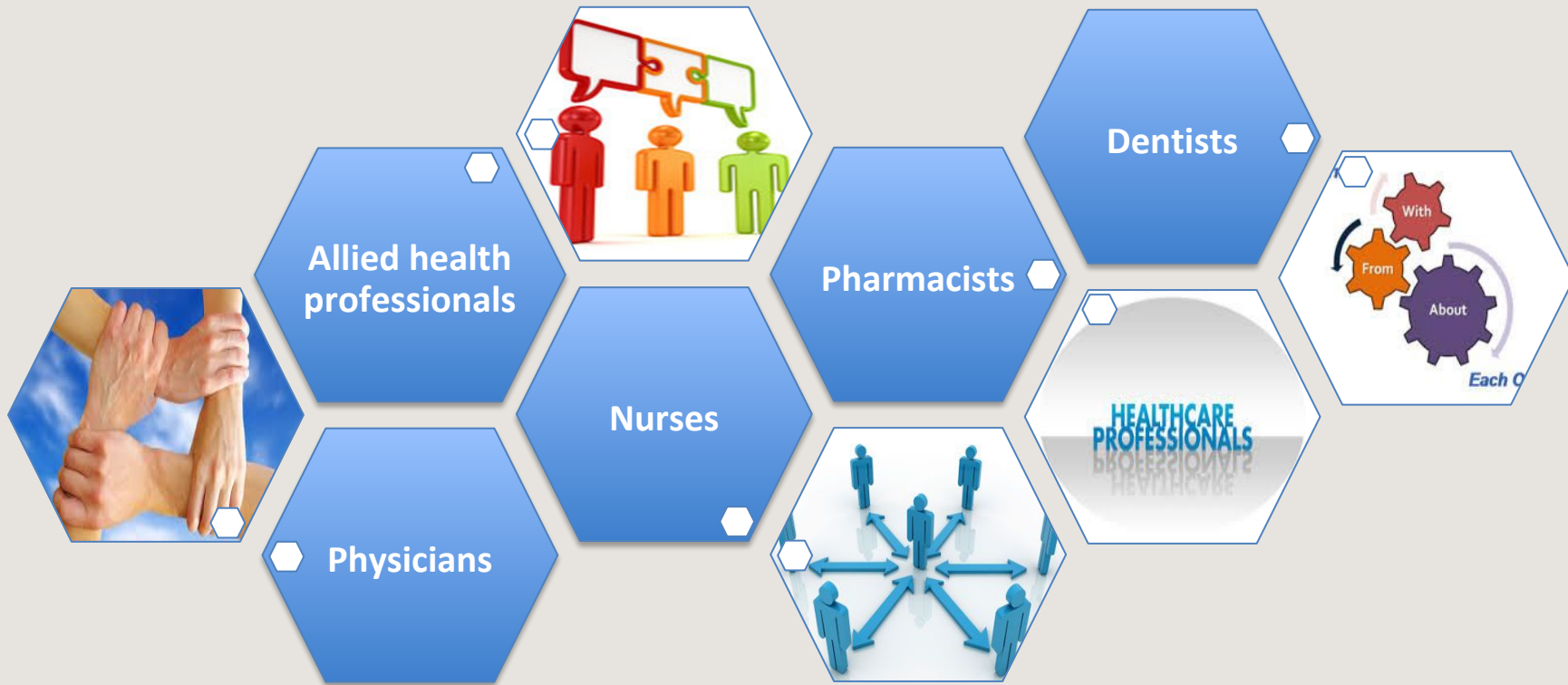
I do not have any actual or potential conflict of Interest in relation to this presentation.

Qatar Council for Healthcare Practitioners (QCHP)

A NON-PROFIT GOVERNMENT BODY THAT REGULATES THE HEALTHCARE PRACTICE AND MEDICAL EDUCATION IN STATE OF QATAR.



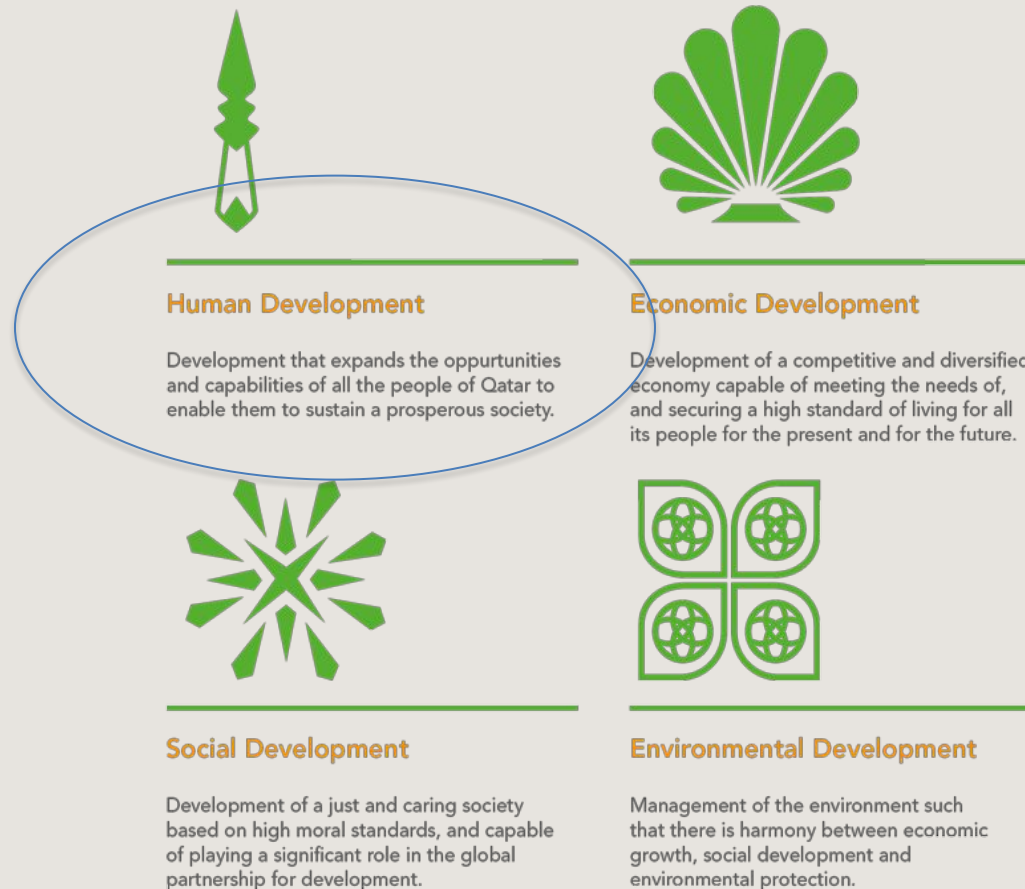
WHO DO WE REGULATE?





QATAR VISION 2030

Figure 1
QNV 2030 Rests on 4 Pillars





- A comprehensive world-class healthcare system whose services are accessible to the whole population
- An integrated system of healthcare offering high-quality services
- Preventive healthcare, taking into account the differing needs of men, women, and children
- **A skilled national workforce capable of providing high-quality health services**
- A national health policy that sets and monitors standards
- Effective and affordable services in accordance with the principle of partnership in bearing the costs of healthcare
- High-caliber research directed at improving the effectiveness and quality of healthcare



NATIONAL HEALTH STRATEGY-2 2018-2022

QATAR HEALTHCARE WORKFORCE

- Expatriate healthcare workforce
- From a wide range of countries
- Different educational background
- Variable work experience

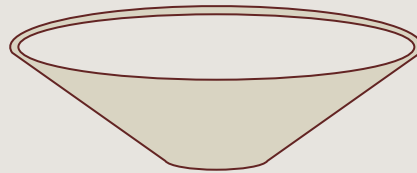


QATAR HEALTHCARE WORKFORCE



QATARIZATION

- **WORKFORCE PLANNING**
 - ATTRACT
 - **RETAIN**
 - **DEVELOP**
 - **REVIEW/CHANGE**



Only
the Best!

OUR AIM: EFFECTIVE CPD CULTURE

- ✓ UNDERSTANDING THE NEEDS
- ✓ ADDRESSING THE GAPS
- ✓ RELEVANCE
- ✓ RESOURCES
- ✓ COORDINATION
- ✓ COMMUNICATION
- ✓ MEASUREMENT

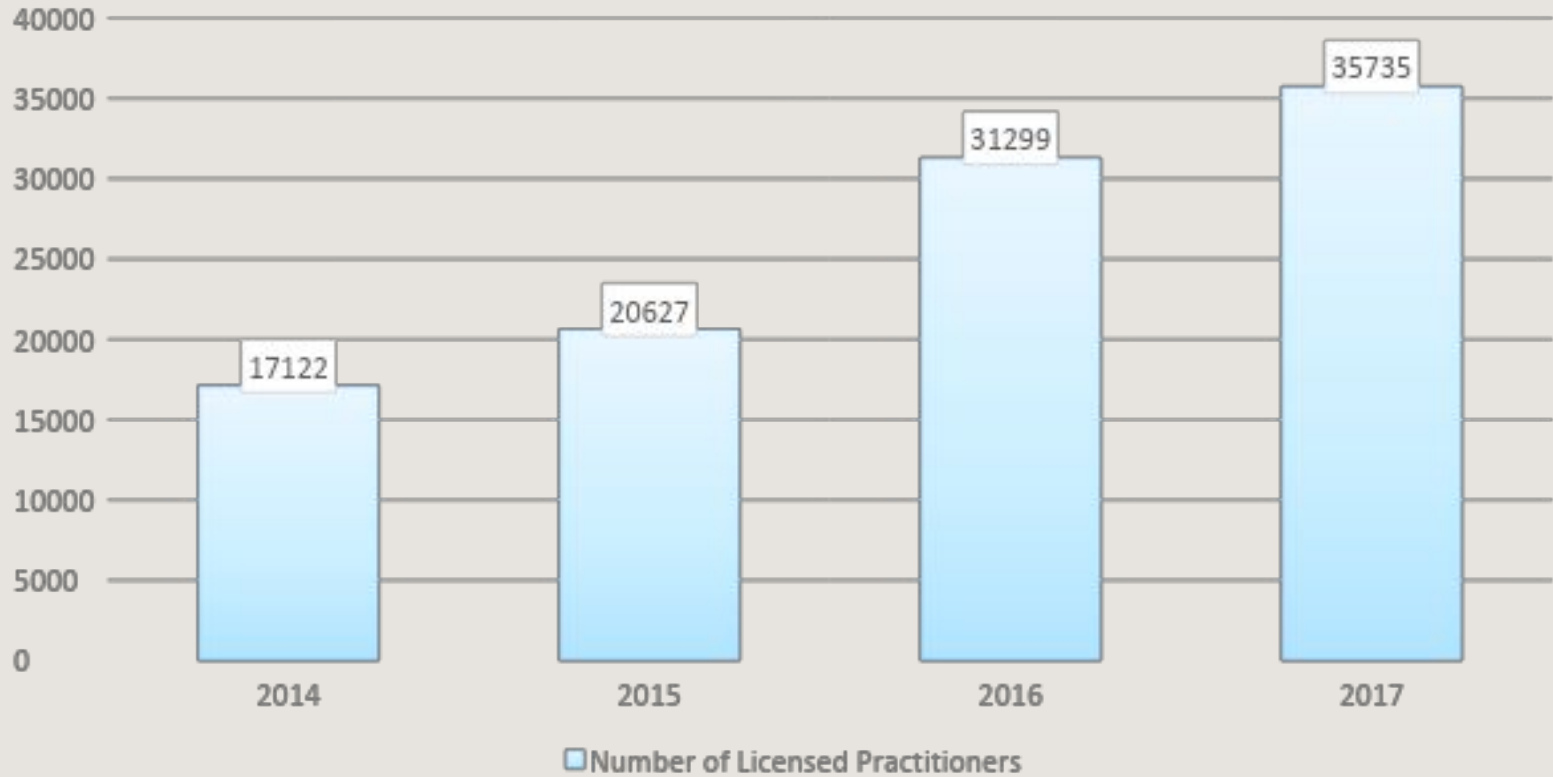
WHO'S RESPONSIBLE?



- EMPLOYERS
- PRACTITIONERS
- REGULATORS
- EDUCATORS
- INSTITUTIONS

National CME/CPD Program in Numbers

Number of Licensed Practitioners



HEALTHCARE PRACTITIONERS PERFORMANCE

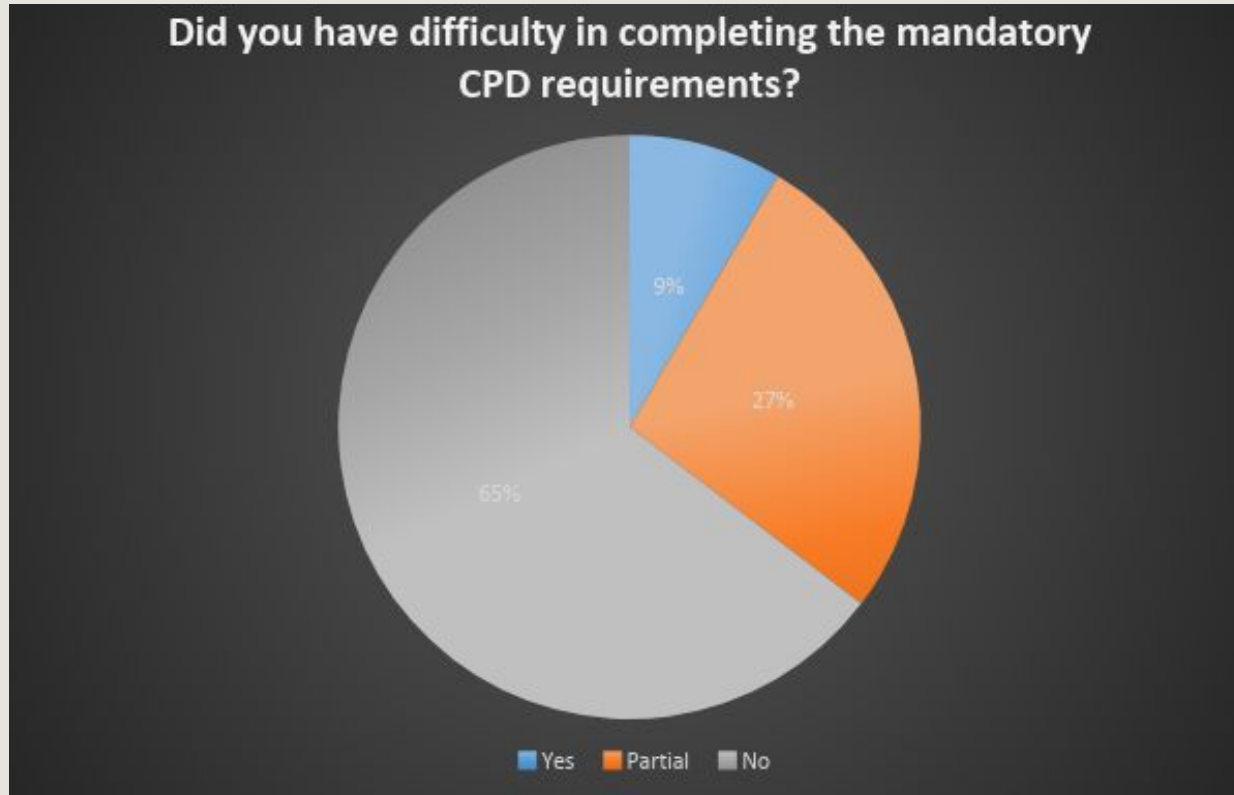
Profession	HCPs with Currently Active License	HCPs who activated E-Portfolio	HCPs who Submitted ≥ 1 CPD activity
Physician	5,729	5,597	5,305
Dentist	1,591	1,506	1,439
Pharmacist	2,288	2,203	2,111
Allied Health Practitioner	7,935	7,903	7,586
Nurse	18,650	18,401	17,767
Total	36,193	35,610	34,208

HCP COMPLIANCE

Profession	HCPs Due for License Renewal	HCPs Compliant with Credit Requirements	Compliance Rate*
Physician	3,710	3,339	90%
Dentist	1,259	1,112	88.3%
Pharmacist	1,789	1,626	90.8%
Allied Health Practitioner	3,880	3,466	89.3%
Nurse	5,849	5,072	86.7%
Total	16,487	14,615	88.6%

**This is a rough rate as it does not take in consideration HCPs who stopped practicing or left the country without informing QCHP*

HEALTHCARE PRACTITIONERS FEEDBACK



CFO TO CEO: "WHAT HAPPENS IF WE INVEST IN DEVELOPING OUR PEOPLE AND THEN THEY LEAVE US?"



CEO TO CFO: "WHAT HAPPENS IF WE DON'T, AND THEY STAY?"

Wishing you all health and prosperity.

Thank you

